

PUMPS



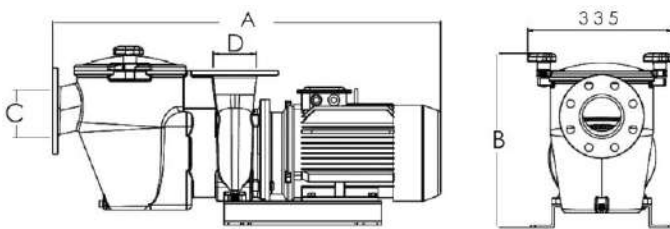
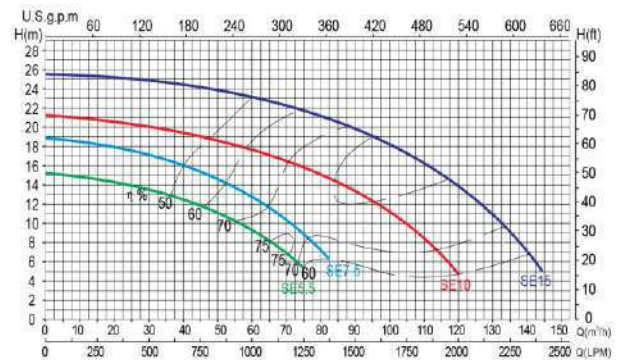
“EMAUX” C-SE Series Commercial Pool Pumps With Stainless Steel Impeller

HEAVY DUTY APPLICATIONS

SE Series Commercial Iron Pump build to cater commercial usage (e.g. Large size swimming pool, spa pool, water feature, etc). Cast iron body with easy to clean large strainer basket. Stainless steel or Metal impellers options are available to match your need, range from 5.5 HP to 15 HP.


FEATURES

- Cast iron body with AISI-304 S.S. basket
- AISI 304 Stainless steel Impeller
- Available with ABB motor
- Asynchronous, Two Poles
- Class insulation: 130 (B)
- IP55 Waterproof Standard
- Built-in thermal protection
- Overload protection
- Testing Pressure 50 PSI (3.5 Bar)
- Basket Volume 5 litres



Model 50Hz	Input (kW)	Current (AMP)	Noise (dB)	Head (m)					
				8	10	12	14	16	18
SE5.5	4.70	7	72	65	55	42.5	25	--	--
SE7.5	6.40	9	76	77.5	71	62.5	52.5	40	20
SE10	8.60	14	75	111.5	104	97	85	75	55
SE15	12.40	18	78	137.5	132.5	126.5	120	110	101

Model	Connection Size	Horsepower	Output power (kW)	Voltage	Weight (kg)	A mm	B mm	C mm	D mm
SE5.5	3" / 90mm	5.5hp	4.0	380-420	95	860	415	DN80	DN80
SE7.5	3" / 90mm	7.5hp	5.5	380-420	100	860	415	DN80	DN80
SE10	4" / 110mm	10hp	7.5	380-420	118	915	445	DN100	DN100
SE15	4" / 110mm	15hp	11.0	380-420	130	945	445	DN100	DN100



AISI-304 Stainless Steel Impeller

SE Commercial Pump is designed for large swimming pools, spa pools and water features

Code	Model	H.P.	Voltage	Phase	In/Outlet (inches)	Flowrate (gpm)	Flowrate (m ³ /h)	Head (m)	Noise (dB)	Amp
20700510075	C-SE5.5-SS*	5.5	380	3	3	242.00	55.00	10	72	10.5
20700510085	C-SE7.5-SS*	7.5	380	3	3	308.00	70.00	10	76	14.4
20700510095	C-SE10-SS*	10.0	380	3	4	458.00	104.00	10	76	19.7
20700510105	C-SE15-SS*	15.0	380	3	4	585.00	133.00	10	78	18.3

* สินค้าไม่มีสต็อก กรุณาสั่งซื้อล่วงหน้า / No Stock, Delivery Time : 60 - 90 Days